

**Namaste !  
Salaam !**



**HINDI LANGUAGE &  
INDIAN CULTURE FAMILY  
FROM RICE UNIVERSITY  
EXTENDS HEARTIEST WELCOME  
TO YOU ALL**

Sarita Mehta, Ph.D  
Lecturer in Hindi

Rayzor 223  
Rice University (CSL)

Email : sarita.mehta @rice.edu  
PH (O) : 713-348-2820



- **HIND 101 001 Spring 12**
- **HIND 102 001 Spring 12**
- **HIND 235 001 Spring 12**

### **HIND 101 001 Spring 12**

Section (CRN) [001\(26771\)](#)

10.00AM-10.50 AM MWF Credit

**4 ELEMENTARY HINDI I**

recommended prerequisite(s):

No prior knowledge of Hindi assumed.

An in-depth introduction to modern Hindi. In an intellectually challenging environment, through a combination of graded texts, written assignments, audio-visual material and computer-based exercises, this course provides cultural insights and increases proficiency in understanding, speaking, reading and writing Hindi. Emphasis on spontaneous self-expression in the language

### **HIND 102 001 Spring 12**

Section (CRN) [001\(20412\)](#)

1.00PM-1.50 PM MWF Credit 4

**ELEMENTARY HINDI II**

Recommended prerequisite(s): HIND

101. Or Placement Test

In an intellectually challenging environment, through a combination of graded texts, written assignments, audio-visual material including contemporary Hindi films and songs, and computer based assignments; this course increases proficiency in understanding, speaking, reading, and writing Hindi. Emphasis is placed on spontaneous self-expression in the language.

### **HIND 235 HIND 235 001 Spring 12**

Section (CRN) [001\(26857\)](#)

9.25 AM- 10.40 AM T Th Credit 3

#### **INTRODUCTION TO INDIAN CULTURE AND LANGUAGES**

This course will examine factors influencing Indian cultures and languages. Topics include geography, customs, costumes, foods and traditions. There will be specific attention to linguistic diversity from Ancient India, British rule to present day. Questions concerning Hindi and Devanagari Script will be addressed. Will be taught in English.

**Contact: Instructor: Sarita Mehta, Ph.D.**

**Lecturer in Hindi**

• Rice University Center for the Study of Languages.

Office: Rayzor: 223 Email: [sarita.mehta@rice.edu](mailto:sarita.mehta@rice.edu)

Office PH: : 713-348-2820

**WELCOME TO JOIN US.**

**Open the doors to a Whole New World of Literature.**

**Additional Educational and Job Opportunities.**

# **Learning Second Language through Scribbling to Perfection**

**Presenter : Sarita Mehta,Ph.D**

**Lecturer in Hindi**

**Rice University, Center for the study**

**Of Languages, Houston ,TX 77251**

# **Introduction : learning a new language**

**While learning a new language, one of the most challenging parts is to learn how to write & understand the complicated script form in which language is written. Writing is the integral part of the language, and learning the Alphabet is fundamental to read. The main objective is to develop the interest of a learner to learn the letters of target language with FUN through the scribbling method, and making them competent in recognizing, understanding, reading and pronouncing perfectly.**

# **TEACHING IS AN ART AND SCIENCE**

- Teaching is an Art & a Science. Effective teaching results from the teacher's artistic skills at creating both intellectual excitement and positive rapport in students.**
- It is FUN to learn writing the script through Scribbling , and arousing the interest of the learner to learn the script through creative activities until they reach to the perfection.**

# IMPORTANT FACTORS TO LEARN LANGUAGE : Motivation & Interest

## Important Factors to Learn Hindi : Motivation & Interest

I LOVE TO LEARN  
HINDI .....

This Much

To explore India



Talk with my Indian Friends



Indian Games



Indian Music & Songs



Indian Movies



My Passion ,  
Travel to India



Wao! Yammi  
Indian Food



Write to  
Grand Maa..



Dr. Sarita mehta

# LEARNING LANGUAGE WITH FUN

## F

- Facilitate
- Fascinate
- Formation
- Friends
- Fulfill

## U

- Ultimate
- *Universe*
- *Unique*
- *Understand*
- Utilize

## N

- Novel
- Natural
- Necessary
- Network
- Need

Confidential

# F

- ❖ **Facilitate Learning.**
- ❖ **Help to develop Fascination for the language .**
- ❖ **Learning correct Formation of Alphabet**
- ❖ **Meeting New people, Making New friends.**
- ❖ **Fulfill desire of learning new.**



# U

- ❖ **Ultimate Goal is language fluency.**
- ❖ **Understanding Learner's Intelligences .**
- ❖ **Everyone is unique, understanding individual differences of him/her to learn "Basics of Language'.**
- ❖ **Utilize creativity to learn the Language with perfection.**

# N

- ❖ **Every Language is learnable ,and can be learnt in a Natural manner in the same way as we learn our Native Language.**
- ❖ **Novel Methods of Teaching / Learning.**
- ❖ **Activities designed meeting individual Needs .**
- ❖ **Networking with new people**

# FUN METHOD : MI THEORY

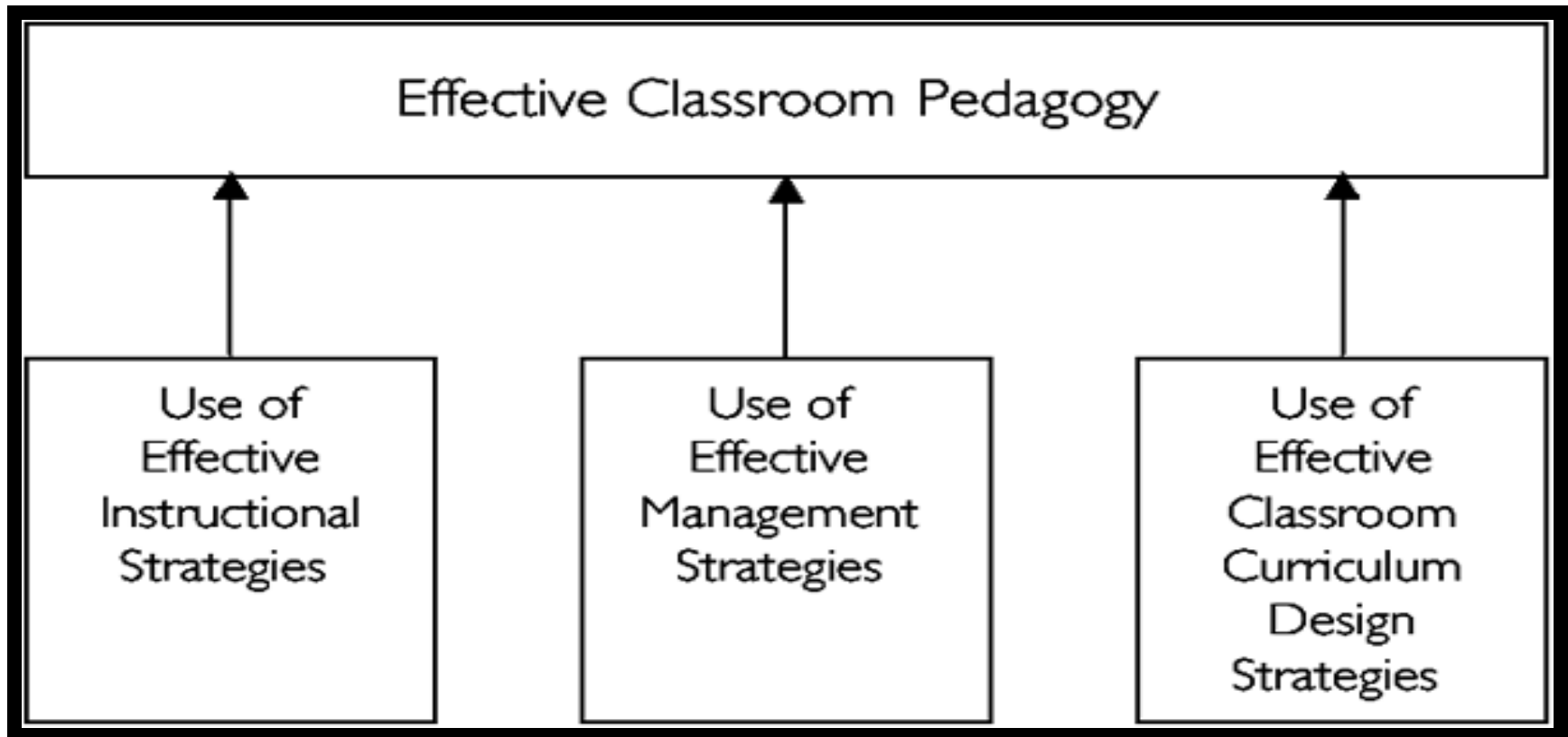
**FUN** method is based on Howard Gardner's "Multiple Intelligences (MI) Theory . Gardner identifies Nine basic intelligences :

1. Verbal Linguistic
2. Logical/  
Mathematical
3. Visual/Spatial
4. Body/ Kinesthetic

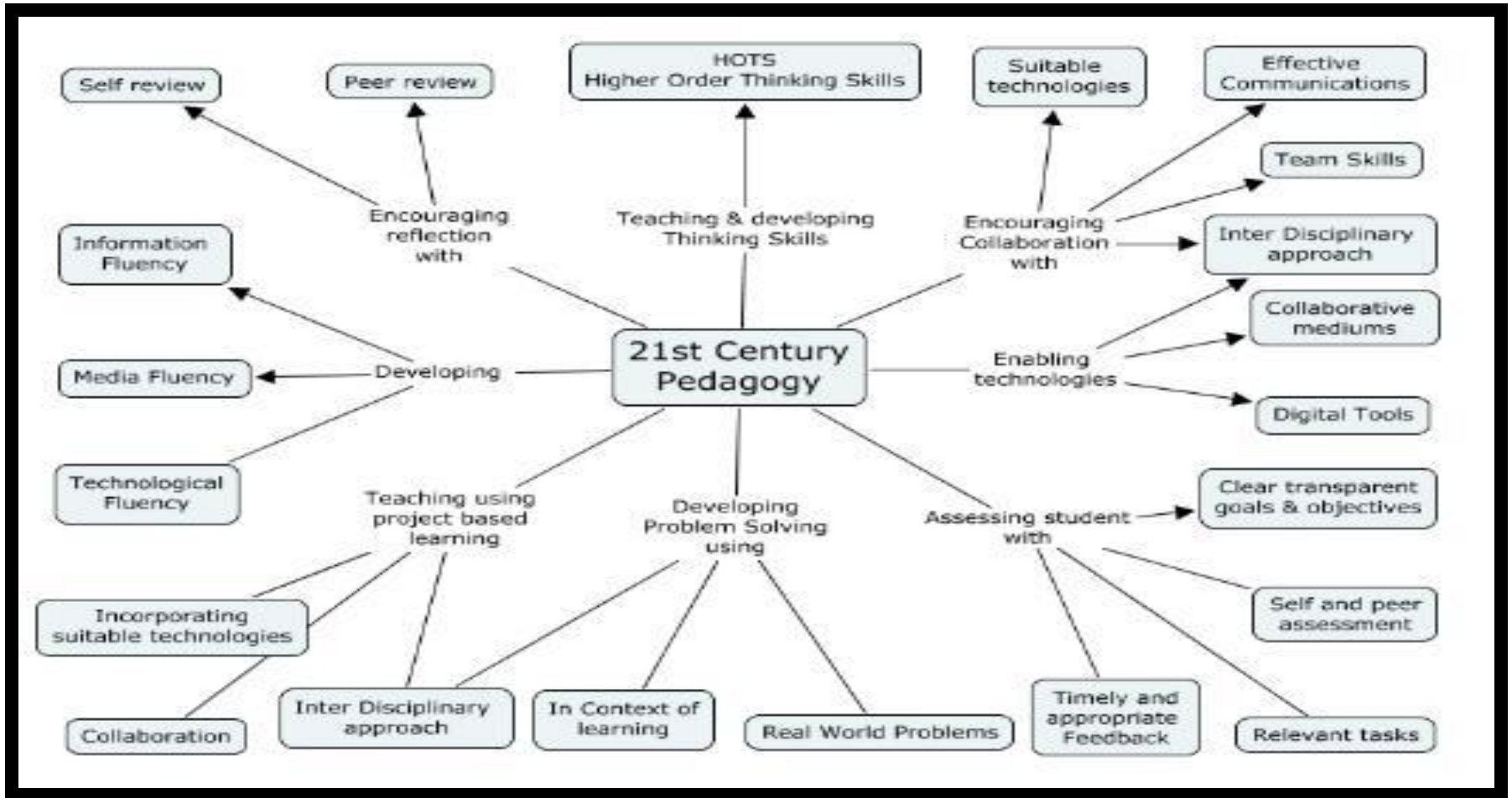
5. Musical /Rhythmic
6. Interpersonal
7. Intrapersonal
8. naturalistic
9. existential.

# Effective Classroom Pedagogy

**Pedagogy** is the study of being a teacher or the process of teaching. The term generally refers to strategies of instruction, or a style of instruction.



# 21<sup>st</sup> Century Pedagogy



# Instructional Objectives

The learner comes to learn the New language with a specific purpose and motive in his mind.

- **Developing Interest in language.**
- **Developing understanding**
- **Developing appreciation of social and cultural background**

# Instructional Objectives

- Meeting the Standards *for Foreign Language Learning in the 21<sup>st</sup> Century- The Five Cs.*”
- Acquiring knowledge : *Elements of language ,grammatical relationships and principles & form of writing.*
- Developing ‘the four basic’ skills.

# Learning Basic Skills of Language

- ❑ It is a fact that , no two languages are same.**
- ❑ Each Language is a unique system.**
- ❑ Learning a new language require to learn a new system of complex habits all together, different from the one already acquired for the native language.**



# Learning Basic Skills of Language

- ❑ The interference from the language already learnt is likely to find its way into the areas of writing script as well as in pronunciation.**
- ❑ It is very essential to break the old habits and to create a new space for the new learning.**

# Learning Basic Skills

**No learner by himself ever invented language.**

**It is important to learn four fundamental basic Skills :**

- **Listening ( with understanding)**
- **Speaking**
- **Reading**
- **Writing of the Language .**

# **Learning Writing through Scribbling**

**Writing is one of the four important skills of language learning .**

**It is an important aspect of language , and in this modern age of communication ,**

**Learning the skill to gain control over pen and put one's thoughts in the text form has become very essential .**

# Skills of Writing

**Learning skills of writing a language is knowing perfectly about :**

- 1. How to make strokes with proper hand movements.**
- 2. How to make the right shapes of letters.**
- 3. How to use vowels and vowel signs.**
- 4. how to write in a natural , rhythmic and uniform way.**

# Scribbling method

Learner 's first day in the new is the same, as that of a toddler, and need child like curiosity, enthusiasm ,and interest. To start with learning the new language through Art , the “Scribbling method ‘ is the best method to start with formation of new shapes and styles of new words.

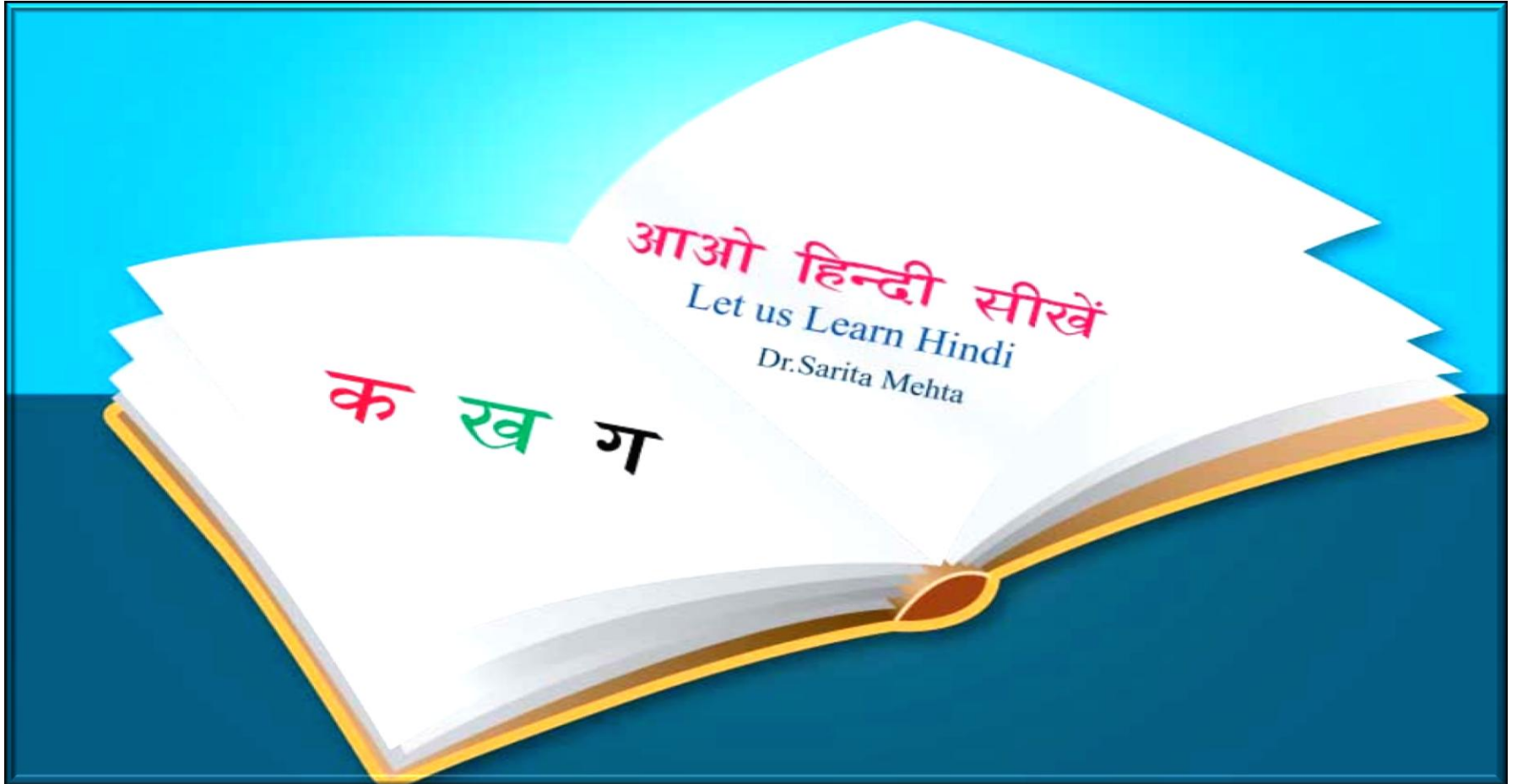
The dictionary meaning of **Scribble** is : to write or draw hastily or carelessly without regard to legibility or form ,the way toddler *scribbled* all over the paper.

# **Learning Writing : A Mechanical activity**

**Writing is a mechanical activity , and have to go through some important stages :**

- 1. Pre-Writing Stage : Scribbling**
- 2. Controlled Drawing Stage**
- 3. Letter Writing ,Reading and Recognizing**
- 4. Word Writing**

# LET US LEARN HINDI



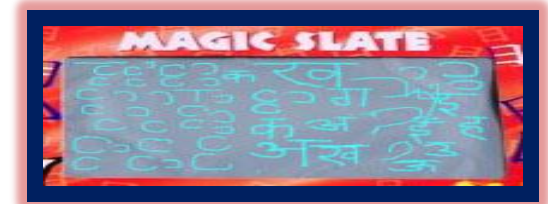
# **1<sup>st</sup> Stage : Pre –Writing Stage : Scribbling**

**Let the learner enjoy the Fun game, draw straight lines, horizontal and vertical lines , circles and semi-circles .This is the warm up exercise, to erase the old writing habits acquired while learning their mother tongue . It will stimulates learner's interest in writing new language .**



# Scribbling

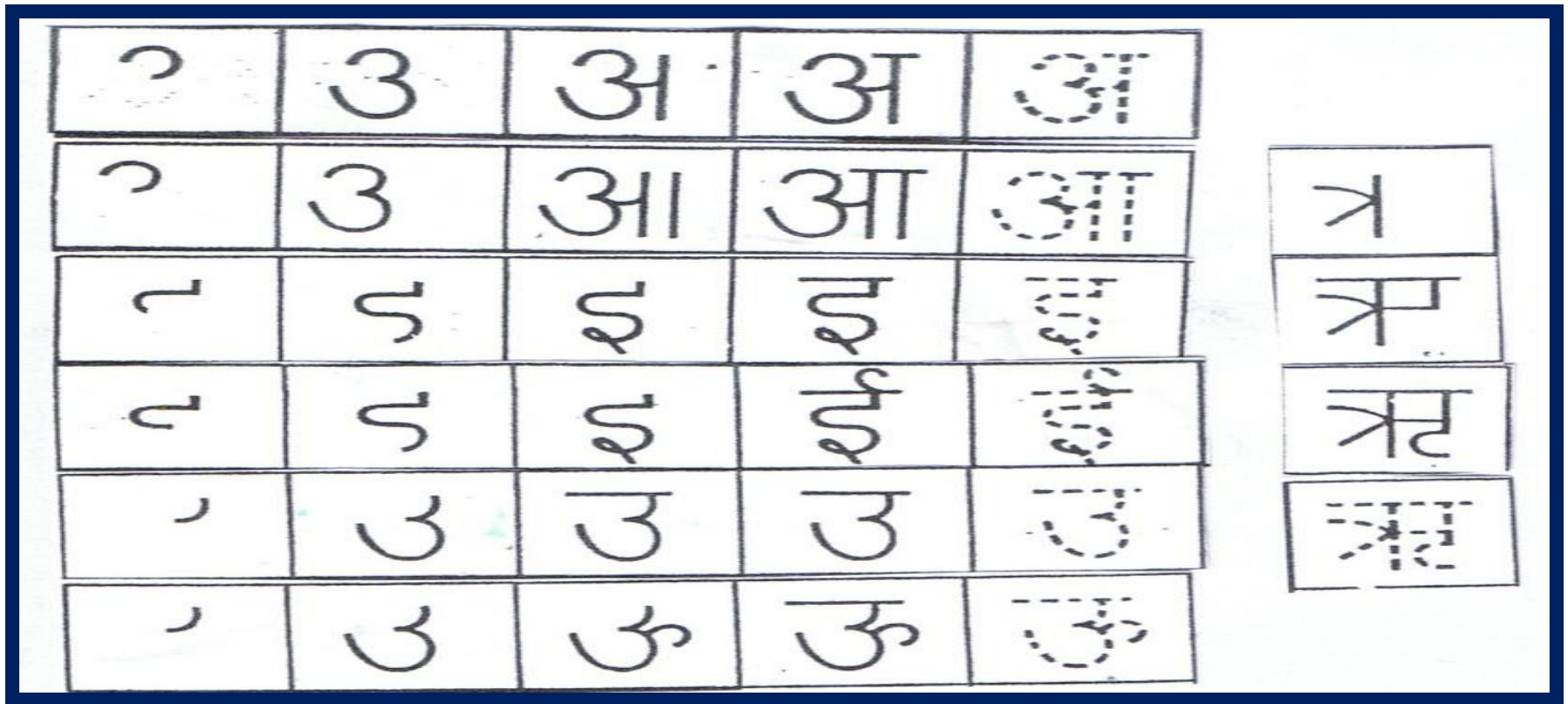
- Scribbling on Magic Slate
- Traditional slate with chalk
- On sand .
- News Paper or Drawing book
- News paper or Drawing book



Let the learner enjoy the Fun game, draw straight lines, horizontal and vertical lines circles and semi-circles This is the warm up exercise, to erase the old writing habits acquired while learning their mother tongue . It will stimulates learner's interest in writing new language.

# 2<sup>nd</sup> Controlled Drawing Stage

Practice in the work book with directions and learn writing in lines.



# Controlled Drawing Stage Cont...

## Hindi Varanmala हिन्दी वर्णमाला

Hindi Alphabet

Consonants व्यंजन


Vowels स्वर

Short Vowels	Long Vowels

© Dr. Ganta Mohita

# 3<sup>rd</sup> Letter Writing , Reading & Recognizing



# Recognize letters, Recall and Understand

अ आ इ ई उ ऊ ऋ  
ए ऐ ओ औ अं अः

क ख ग घ ङ  
च छ ज झ ञ  
ट ठ ड ढ ण  
त थ द ध न  
प फ ब भ म  
य र ल व  
श ष स ह  
क्ष त्र ज्ञ

The learner will be able to recognize letters ,able to understand, recall, and able to read & write properly. Also learn

- Conjunct Characters :क्ष त्र ज्ञ द्ध द्ध ठु क्र
- Vowel signs : ा ,ि,ी,ु,ू,े,ै,ो,ौ
- Nasalized vowels : मैं हँ, कहाँ, हैं, हँसी, हिंदी

# 4<sup>th</sup> Stage: Word Writing

This script writing stage is divided in two parts

## 1. Know how to Join words

- simple words : अमरीका
- with half letters : नमस्ते
- With half R' : शुक्रिया


## 2. Write Simple Sentences:

- I am Sarita मैं सरिता हूँ ।
- My name is Sarita .  
मेरा नाम सरिता है।
- What is your name.  
आप का नाम क्या है?

# Learning Numbers

## हिन्दी की गिनती Numbers in Hindi

0 शून्य	२१ इक्कीस	४१ इकतालीस	६१ इकसठ	८१ इक्यासी
१ एक	२२ बाईस	४२ बयालीस	६२ बासठ	८२ बयासी
२ दो	२३ तेईस	४३ तैंतालीस	६३ तिरेसठ	८३ तिरासी
३ तीन	२४ चौबीस	४४ चौवालीस	६४ चौंसठ	८४ चौरासी
४ चार	२५ पचचीस	४५ पैंतालीस	६५ पैंसठ	८५ पचासी
५ पाँच	२६ छब्बीस	४६ छियालीस	६६ छियासठ	८६ छियासी
६ छह	२७ सत्ताईस	४७ सैंतालीस	६७ सडसठ	८७ सत्तासी
७ सात	२८ अट्ठाईस	४८ अइतालीस	६८ अइसठ	८८ अट्ठासी
८ आठ	२९ उनतीस	४९ उनचास	६९ उनहतर	८९ नयासी
९ नौ	३० तीस	५० पचास	७० सतर	९० नब्बे
१० दस	३१ इकतीस	५१ इक्यावन ।	७१ इकहतर	९१ इक्यानबे
११ ग्यारह	३२ बत्तीस	५२ बावन	७२ बहतर	९२ बानबे
१२ बारह	३३ तैंतीस	५३ तिरपन	७३ तिहतर	९३ तिरानबे
१३ तेरह	३४ चौत्तीस	५४ चौवन	७४ चौहतर	९४ चौरानबे
१४ चौदह	३५ पैंतीस	५५ पचपन	७५ पचहतर	९५ पंचानबे
१५ पन्द्रह	३६ छत्तीस	५६ छप्पन	७६ छिहतर	९६ छियानबे
१६ सोलह	३७ सैंतीस	५७ सत्तावन	७७ सतहतर	९७ सत्तानबे
१७ सत्रह	३८ अइतीस	५८ अट्ठावन	७८ अठहतर	९८ अट्ठानबे
१८ अठारह	३९ उनतालीस	५९ उनसठ	७९ उनासी	९९ निन्यानबे
१९ उन्नीस	४० चालीस	६० साठ	८० अस्सी	१०० सौ



# Learning Phonetic skills : Phonetics

Each language has a unique system of sounds. The speech habits of the mother-tongue are likely to interfere with speech habits of new language (Hindi). The speech habits of mother tongue stands in the way of learning to pronounce Hindi correctly. Many letters of Hindi Alphabet have no corresponding sounds in English as well as other languages. The students of different linguistic zones find difficulties in acquiring right pronunciation in Hindi.

Hindi is a phonetic language, it is pronounced as it's is written .

Pronunciation involves two interrelated skills:

1. Listening to and understanding the flow of speech
2. Production of or fluency in speech

It is only practice in listening and speaking which will give the learner the skills he require, that is correct hearing and production of correct sounds.



# Learning Phonetic Skills Cont..

## ARTICULATION OF CONSONANTS व्यंजनों का उच्चारण

There are 36 consonants. The First 25 consonants are divided in five sets, called Varg (वर्ग). Each 'Varg' have five letters in it. Each Varg ' is named from the first letter of that set. The remaining 11 letters emanate from varying levels of the mouth and throat.

**क वर्ग : कंठ्य** → क ख ग घ ङ  
Guttural--from the throat

**च वर्ग : तालव्य** → च छ ज झ ञ  
Palatal--from the back of the palate

**ट वर्ग : मूर्धन्य** → ट ठ ड ढ ण  
Cerebral -from the front of the palate

**त वर्ग : दन्त्य** → त थ द ध न  
Dental - -from the teeth

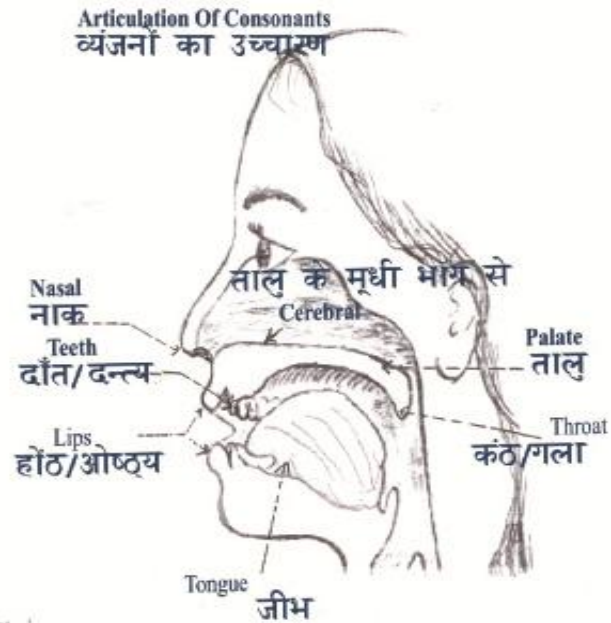
**प वर्ग : औष्ठ्य** → प फ ब भ म

य and श are palatal  
र, स and ल dental  
व is Labial  
ष is cerebral  
ह is aspirated guttural sound.  
क्ष, त्र and ज्ञ are compound letters.

य र ल व

श ष स ह

क्ष त्र ज्ञ



© Dr. Sarita Mehta

# Learning outcomes

<b>The Learner Recognizes</b>	Sounds of Vowels & Consonants, diphthongs Phonetic analysis & structural analysis of words. Uses of words, Phrases, idioms and structural items.
<b>Recalls</b>	Spelling of words
<b>Locates</b>	Errors in spellings of words
<b>The Learner Illustrates</b>	Syllables, stress, prefixes, stems, suffixes, usages of words
<b>Uses in Discriminates</b>	meaningful sentences, important words, phrases between similar related words and phrases , grammatical concepts.

# Learning outcomes

<b>The Learner Responds Identifies</b>	Understand ,reacts appropriately with answers ,questions and gestures. Meanings of words ,can identify sounds and sound units, words by their pronunciation, feelings of speaker from the tone.
<b>Developed Interest</b>	In Language and literature, Listen to conversation, speech and News, see movies and plays. Writes letters ,Takes part in discussions, Read Magazine,stories ,Newspapers

# Learning Outcomes

<b>Developed Appreciation</b>	<b>Of Literature, Listen to poetry, reading and reciting rhythmic poetry and prose., Narrates events, incidents and stories. Describe objects properly. Produce creative work in the language.</b>
Meets the Standards '5c's	Communicates with friends, Understand cultural differences, Celebrates and enjoy Indian festivals and Holidays, Compares and make connections with his own culture , Tastes of food, games, Movies .songs. Love to go in Indian social gatherings .